



# Development and Performance Evaluation of a Batch-Type Waste Fired Dryer for Cocoa

Afnan Mohammed <sup>a</sup>, Albin Binny <sup>a</sup>, Aysha Meharin <sup>a</sup>,  
Mariya Lal <sup>a</sup>, Rajesh G. K. <sup>a</sup>, Shahama K. <sup>a</sup> and Anjaly M. G. <sup>a\*</sup>

<sup>a</sup> Department of Processing and Food Engineering, KCAET, Tavanur, India.

## Authors' contributions

This work was carried out in collaboration among all authors. All authors read and approved the final manuscript.

## Article Information

DOI: 10.9734/CJAST/2023/v42i334221

## Open Peer Review History:

This journal follows the Advanced Open Peer Review policy. Identity of the Reviewers, Editor(s) and additional Reviewers, peer review comments, different versions of the manuscript, comments of the editors, etc are available here: <https://www.sdiarticle5.com/review-history/106395>

**Original Research Article**

**Received: 20/07/2023**

**Accepted: 26/09/2023**

**Published: 02/10/2023**

## ABSTRACT

The project work depicts the development and performance evaluation of a batch-type waste-fired dryer for cocoa. Drying is an important step in the postharvest processing of cocoa beans. A batch-type waste-fired dryer was developed and its evaluation was conducted at three different temperatures viz., 50°C, 60°C and 70°C. The capacity of the dryer was found to be 12 kg. The optimization of drying temperature was done based on the physico-chemical quality of the dried cocoa beans i.e. free fatty content. Based on the results, it was understood that the cocoa beans dried at 50°C were found to be superior among the other treatments. The combustion efficiency and energy requirement of the dryer were found to be 24.61% and 83.68 MJ respectively.

**Keywords:** Cocoa; dryer; biomass.

\*Corresponding author: E-mail: [anjalymg1997@gmail.com](mailto:anjalymg1997@gmail.com);

## 1. INTRODUCTION

Plantation crops are high-value commercial crops which play a vital role in the agricultural economy and export trade of many developing and developed countries. Since the World Trade Organization (WTO) has given greater emphasis on agriculture, the commercial aspects of growing these crops assume considerable economic significance. Cocoa, (*Theobroma cacao L.*) a native of the Amazon region of South America is an important plantation crop in the world which belongs to the Malvaceae family. Cocoa beans, the seeds of the *Theobroma cacao* tree (a native of the Amazon region of South America), are widely consumed all over the world [1]. The world, it is estimated that more than fifty million people depend on cocoa for their livelihood [2].

Most tropical nations harvest crops like cocoa throughout the year, and to decrease bulk losses and prevent spoiling, by drying right away after fermentation [3]. Fermentation and drying constitute key unit operations in cocoa processing as they essentially determine the final quality of cocoa beans and subsequent products [4-6]. Drying is an important step in the postharvest processing of cocoa beans. It is a complex thermodynamic process in which unsteady heat and mass transfer occur simultaneously [7]. The drying process apart from reducing the moisture content of the bean, aids in the completion of the chemical reactions that were started during the fermentation process and in the development of the chocolate brown colour of well-fermented beans (Wood and Lass, 1986). Drying of cocoa beans on most farms is carried out naturally by making use of the sun radiation while few large farms use artificial dryers to achieve the drying operations [8,9].

Open sun, solar, oven, microwave and freeze drying methods have been investigated at various levels in the drying of cocoa beans with objectives to improve the drying properties and final quality of cocoa beans. While an open sun dryer employs natural passive mechanisms, solar drying methods can employ a combination of passive and active mechanisms. The oven, microwave, and freeze-drying methods are fully active requiring electrical energy inputs [5]. The development of more energy-efficient drying processes would positively impact food availability and energy savings [10]. However, limited studies have been reported on the use of firewood for cocoa drying [7]. Biomass (including

plants and animals) is a renewable energy resource that is relatively abundant on farms in rural areas [11]. Biomass, in particular fuelwood, is a predominant form of renewable energy in rural areas [12]. Biomass contains a small amount of nitrogen and sulfur, so there are no harmful pollutants from biomass drying [12]. Considering the above facts, a study had been undertaken at KCAET, Tavanur on "Development and Performance Evaluation of a Batch-type Waste Fired Dryer for Cocoa".

## 2. MATERIALS AND METHODS

Cocoa (*Theobroma cacao L.*) fruits were procured from progressive farmers in Meloor Chalakudy, Thrissur, Palakkad, and Malappuram districts. Materials for the construction of the machine were purchased from Coimbatore and Thrissur. Cocoa pods were broken and the beans were extracted using the cocoa pod breaker developed at KCAET, Tavanur. Beans having cracks and infections were rejected and only good-quality beans were selected for this study. The selected cocoa beans were weighed and set for fermentation in a porous plastic sack for 5 days in a place with sufficient light and aeration. The sack was covered with a gunny bag and the beans were agitated manually for one minute every 2 days interval. After 5 days, fermented beans were taken out and subjected to other studies.

### 2.1 Determination of Engineering Properties of Fermented Cocoa Beans

The engineering properties of fermented cocoa beans viz., moisture content, size, mass, shape (sphericity), true density, bulk density, porosity, colour, coefficient of friction (stainless steel, aluminium, galvanized iron and plywood) and angle of repose were determined by standard methods.

#### 2.1.1 Fermentation index

To determine the fermentation index (FI), a sample of 0.5 g of dry fermented cocoa beans (7% w/w) was obtained, macerated and then 50 ml of methanol: HCl solution (97:3) was added. Afterwards, the sample was homogenized and left to rest at 8°C for 19 hours. Subsequently, the absorbance ratio at 460nm and 530nm was determined by spectrophotometry in a Thermo Scientific Helios Zeta UV-VIS spectrophotometer according to the following equation.

$$FI = \frac{\text{Absorbance of value at 460 nm}}{\text{Absorbance of value at 530 nm}} \dots\dots\dots (1)$$

The fermentation index is related to the colour changes in the cocoa beans, i.e. it has an intense violet colour at the beginning due to the polyphenols content that later turns to brown due to the condensation of anthocyanins that increases the absorbance value to 460 nm. Values above one (1) indicate well-fermented beans, meanwhile, values below 1 indicate insufficient fermentation [13].

**2.1.2 Development of cocoa bean dryer**

A batch-type cocoa bean dryer was developed and fabricated at Kelappaji College of Agricultural Engineering and Technology, Tavanur workshop. The main parts of the dryer are the combustion chamber, drying chamber, fins, chimney, handle, feed inlet, product outlet, grate and frame.

**2.1.3 Combustion chamber**

The combustion chamber is one of the main components of the machine. The biomass or wood has been placed in a grate and is burnt inside this combustion chamber. It was made of a 14 gauge galvanised plain sheet that was rolled into a cylinder of diameter 40cm and length 76.2cm. A semi-perforated door with holes of 10mm diameter was provided to draw sufficient air from the atmosphere for combustion.

**2.1.4 Drying chamber**

It is the main component of the dryer and is made of 16-gauge AISI (American Iron and Steel Institute) 304 stainless steel perforated sheet with 10 mm diameter holes rolled to form a cylinder of 30 cm diameter and 61 cm length. It was placed horizontally above the combustion chamber. The fermented cocoa beans are fed into this cylinder and are dried by hot air through natural convection. Spiral flights were welded at the inner circumference of the drying chamber. Spiral flights control the material handling and flow inside the dryer. It conveys the fermented

cocoa beans from the inlet and spreads uniformly in the drying chamber. Spiral flights are also helpful to collect the dried cocoa beans from the drying chamber at the end of the drying process.

**2.1.5 Fins**

A total of 14 rectangular fins, each of size 17.78 cm x 7.62 cm made of 14 gauge galvanised plain sheet were welded both horizontally and vertically on the outer circumference of the combustion chamber that focused the drying chamber. The purpose of fixing fins is to enhance the heat transfer area thereby increasing the heat transfer mechanism. The heat transfer is maximum in rectangular configuration compared to other designs. Hence the rectangular fins were selected for the construction.

**2.1.6 Chimney**

An asbestos pipe of 10 cm diameter having a length of 189 cm was provided at the opposite side of the fuel inlet to release the exhaust flue gases to the atmosphere from the combustion chamber. The chimney prevents the entry of smoke into the drying chamber which increases the quality of dried cocoa beans.

**2.1.7 Handle**

A handle was provided to rotate the cocoa bean drying chamber which ensured uniform drying of the cocoa beans. It consists of a steel rod of length 91.4 cm and diameter 3.17 cm which was welded at the outlet side of the drying chamber.

**2.1.8 Feed inlet**

It consists of a rectangular-shaped feed hopper mounted on the top end of the cocoa bean drying chamber. It was made of a 2 mm thick stainless steel sheet having 45° inclination and dimensions of 21 cm x 15.8 cm x 5 cm. Fermented cocoa beans were fed into the drying chamber by rotating it in the anticlockwise direction using the handle.



**Fig. 1 Combustion Chamber**



**Fig. 2 Semi-perforated door of combustion chamber**



**Fig. 3 Drying chamber**



**Fig. 4 Chimney**



**Fig. 5 Handle**



**Fig. 6 Feed inlet**



**Fig. 7 Product outlet**

### 2.1.9 Product outlet

It consists of a semi-circular shaped chute mounted at the bottom end of the drying chamber. It was made of 2mm thick stainless-steel sheet and it had a diameter of 30 cm. The products were collected by rotating the drying chamber in clockwise direction. The dried products could be collected from the product outlet by opening the lid using a handle.

### 2.1.10 Grate

It consists of a rectangular shaped box of dimensions 61 cm x 28 cm x 15.2 cm that was made of mild steel rods to burn the fuel (firewood) inside the combustion chamber.

### 2.1.11 Frame

The frame supports the entire machine to perform. It was fabricated using mild steel square pipes of sizes 3.8 cm and 1.9cm. The constituent units viz., combustion chamber, drying chamber, chimney etc. were mounted on the frame. The frame was covered by V board which is a kind of fibre cement board. The V board acts as an insulator that prevents the escape of the heat generated from the combustion chamber.

### 2.1.12 Operation of cocoa bean dryer

Dried biomass was selected for the study. Biomass was weighed and stacked inside the

grate. The grate was then placed inside the combustion chamber and the biomass was ignited. The burning of the biomass was done inside the combustion chamber. The initial moisture content of the fermented cocoa beans was determined using an infrared moisture meter. The cocoa beans were fed into the drying chamber through the feed inlet. Simultaneously, the handle of the drying chamber was rotated in an anti-clockwise direction to convey the cocoa beans inward into the drying chamber. The plenum chamber got heated due to the burning of a controlled quantity of fuel in the furnace and the drying air temperature was increased to the predetermined level. The dry and wet bulb temperature of the ambient air, heated air as well and exhaust air was measured using a dry and wet bulb thermometer. The velocity of the heated air was controlled by altering the air suction valve. The average air velocity of 1.25 m/s was maintained throughout the experiment. It was measured with the help of a digital anemometer. The heated air entered the drying chamber through the perforations made on the drying chamber. While hot air passed through the moist cocoa beans, it absorbed moisture and came out through the exhaust port. The beans were mixed manually at specific intervals (4 anti-clockwise rotations every 10 minutes) by the handle that ensures uniform drying. The beans were dried to the required moisture content, the dried cocoa beans were collected through the product outlet by rotating the handle in a clockwise direction.



**Fig. 8 Grate**



**Fig. 9 Front view**



**Fig. 10 Back view**



**Fig.11 Side view**



**Fig. 12 Top view**

## 2.2 Determination of Chemical Properties of Dried Cocoa Beans

### 2.2.1 Free fatty acid

Fat from the cocoa bean samples dried at different temperatures was extracted by hexane using the Soxhlet extraction method [14]. FFA of the oils extracted was determined using the IOCCC method [15].

### 2.2.2 Performance evaluation of cocoa bean dryer

The performance evaluation of the cocoa bean batch-type dryer was carried out firstly by loading 12 kg of fermented cocoa beans of known moisture content on the drying chamber with a known mass of wood in fixed volume inside the combustion chamber. The samples were then agitated for uniform drying at an interval of 10 minutes and the moisture content of the samples was determined every 30 minutes. Drying continued until the mass of the beans remained unchanged. According to Opeke [16], drying should stop when the colour of the beans turns brown and a pressed handful of beans together gives crack shells (testa) and a bean cut with a knife gives separated cotyledons. The dryer was evaluated in terms of time required for drying, capacity, efficiency and energy requirement.

Three drying temperatures viz., 50°C, 60°C and 70°C were selected in this study.

### 2.2.3 Determination of time required for drying

The cocoa beans were dried till 6-8 percent moisture content (db) was achieved and the time taken was recorded. The drying curve of drying was plotted with moisture content in percent db along the y axis and time in minutes along x-axis.

### 2.2.4 Determination of capacity of dryer

The capacity of the dryer was decided by the amount and variety of beans to be dried per day or for a whole season. Sizes of dryers are expressed in terms of holding capacity or the amount of beans to be dried per unit of time or the number of beans passing through the dryer per unit of time [17].

### 2.2.5 Combustion efficiency

Combustion efficiency is defined as the ratio of useful heat gain achieved by the drying material to the product of fuel consumption and its calorific value.

$$\eta_c = \frac{[m_{\text{cocoa}} \times C_{p_{\text{cocoa}}} \times (T_o - T_i)] + [m_w C_{p_w} (T_o - T_i)] + [m_{we} \lambda_w]}{\text{Fuel consumption} \times \text{Calorific value}}$$

Where,  $m_{\text{cocoa}}$  is the mass of the cocoa beans in kg

$C_{p_{\text{cocoa}}}$  is the specific heat of cocoa beans in  $\text{kJ kg}^{-1} \text{ } ^\circ\text{C}^{-1}$

$T_o$  is the temperature inside the drying chamber in  $^\circ\text{C}$

$T_i$  is the ambient air temperature in  $^\circ\text{C}$

$m_w$  is the mass of initial water content in kg

$C_{p_w}$  is the specific heat of water in  $\text{kJ kg}^{-1} \text{ } ^\circ\text{C}^{-1}$

$m_{we}$  is the mass of the water to be removed in kg

$\lambda_w$  is the latent heat of vaporisation of water in  $\text{kJ kg}^{-1}$

### 2.2.6 Energy requirement

The energy requirement is the calorific value of the wood used per hour. The energy requirement of the dryer is calculated by the formula:

Energy consumption = Fuel consumption per hour x calorific value of fuel.

## 3. RESULTS AND DISCUSSION

### 3.1 Engineering Properties

The results of physical properties viz., size, shape, mass, porosity, density, optical properties like colour and frictional properties like coefficient of friction, angle of repose etc. are presented and discussed in this section

#### 3.1.1 Physical properties

Before the development of the cocoa bean dryer, selected physical properties of fermented cocoa beans viz., moisture content, length, width, thickness, mass, sphericity, bulk density, true density and porosity were investigated. The average values of various physical properties of fermented cocoa beans are presented in Table 1.

The average moisture content of fermented cocoa beans was 43.12 percent (wb) with a standard deviation (SD) of 1.80. The average length, width and thickness of cocoa beans were found to be  $25.63 \pm 0.98$ ,  $14.63 \pm 0.65$  and  $8.47 \pm 0.83$  mm, respectively. The average geometric mean diameter was  $14.26 \pm 0.57$  mm. The average mass of an individual cocoa bean was  $2.24 \pm 0.67$  g. The average sphericity was estimated as  $0.56 \pm 0.01$ . The average true density and bulk density were  $1009.54 \pm 10.31$  and  $621.27 \pm 16.38$   $\text{kg/m}^3$ , respectively. The average value of porosity was  $38.31 \pm 0.7$  percent.

#### 3.1.2 Optical properties and frictional properties

The optical properties of fermented cocoa beans viz., colour and frictional properties such as angle of repose and coefficient of friction on four different surfaces were determined. The various optical and frictional properties of fermented cocoa beans are illustrated in Table 2. The colour of fermented cocoa beans was expressed in terms of  $L^*$ ,  $a^*$  and  $b^*$  values. The coefficient of friction of cocoa beans on four surfaces viz., stainless steel, aluminium, GI and plywood was determined.

The average  $L^*$ ,  $a^*$  and  $b^*$  values of fermented cocoa beans were  $26.55 \pm 0.01$ ,  $8.54 \pm 0.04$  and  $10.46 \pm 0.0$ , respectively. The coefficient of friction of cocoa beans on stainless steel, GI, plywood and aluminium was  $0.40 \pm 0.002$ ,  $0.47 \pm 0.001$ ,  $0.50 \pm 0.002$  and  $0.34 \pm 0.001$  respectively. This information is useful in estimating the power losses due to friction so that provision can be made for such in computing the power requirement of the machine, and in choosing the appropriate materials for fabrication [18]. The average angle of repose of fermented cocoa beans was found to be  $28.31 \pm 0.13^\circ$ .

**Table 1. Physical properties of fermented cocoa beans**

Sl. No	Physical property	Value	Standard deviation
1	Moisture content, % w.b.	43.12	$\pm 1.8$
2	Length, mm	25.63	$\pm 0.98$
3	Width, mm	14.63	$\pm 0.65$
4	Thickness, mm	8.47	$\pm 0.83$
5	Geometric mean diameter, mm	14.26	$\pm 0.57$
6	Mass, g	2.24	$\pm 0.67$
7	Sphericity	0.56	$\pm 0.01$
8	Bulk density, $\text{kg/m}^3$	621.27	$\pm 16.38$
9	True density, $\text{kg/m}^3$	1009.54	$\pm 10.31$
10	Porosity, %	38.31	$\pm 0.70$

**Table 2. Optical and frictional properties of fermented cocoa beans**

Sl. No	Properties	Values	Standard deviation
1	Colour	L*	26.55
		a*	8.54
		b*	10.46
2	Angle of repose	28.31	±0.13°
3	Coefficient of friction	Stainless steel	0.40
		Galvanised Iron(GI)	0.47
		Plywood	0.50
		Aluminium	0.34

**3.1.3 Fermentation index**

The Fermentation Index is defined as the ratio of total free amino acids in fermented *and* non-fermented samples. The fermentation index value of cocoa beans is presented in Fig. 13. From the figure, it is observed that 73% of the cocoa beans were fully fermented, 23% were partially fermented and 4% were not fermented.

**3.1.4 Physical properties of dried cocoa beans**

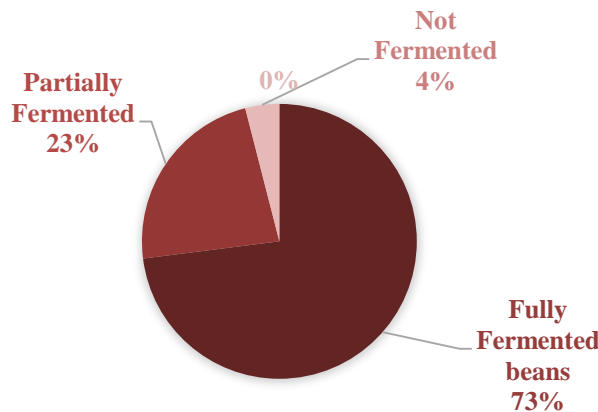
The physical properties of dried cocoa beans viz., length, width and thickness were determined and presented in Fig.14. The length, width and thickness of dried cocoa beans were 25.63±0.98, 14.63±0.65, 8.47±0.83 mm and 24.38±1.02, 13.41±0.31, 8.45±0.75 mm, respectively. The sphericity of dried beans was found to be 0.56±0.01 and 0.57±0.01, respectively. The cocoa beans undergo minute shrinkage during drying. The shrinkage caused during drying

process was due to the removal of moisture from the beans [19]. He reported that the shrinkage decreased linearly with decrease in moisture content. The seed coat and air moisture build up around the seed coat has obvious influence on the change in the shape of the entire heterogeneous structure of the cocoa bean at the beginning of drying [20].

**3.1.5 Chemical properties of fermented and dried cocoa beans**

*3.1.5.1 Free fatty acid*

The effects of drying temperatures on the free fatty acid content of cocoa beans are depicted in Fig. 15. From the figure, it is observed that the free fatty acid content of dried cocoa beans increased with an increase in drying temperatures. The highest free fatty acid content was found in beans dried at 70°C (1.85%) and lowest in beans dried at 50°C (1.49%).



**Fig. 13. Fermentation index of the cocoa beans**

The European Parliament and European Council Directive 73/241/EEC limits the maximum FFAs content to 1.75% oleic acid equivalent in cocoa butter. To be able to meet the acceptable level, [21] reported that the FFAs levels should be less than 1% in fresh cocoa beans and less than 1.75% in dried cocoa beans. The high level of free fatty acid may be attributed to the high drying rate which did not allow for the completion of the needed oxidative reaction and acid diffusion process.

### 3.1.6 Performance evaluation of waste-fired dryer

#### 3.1.6.1 Time required for drying

The time required for drying cocoa beans at different drying temperatures is given in Table 3. From Table 3, it is clear that there is a significant change in drying time with drying temperature. The drying time required for drying fermented cocoa beans at drying temperatures 50°C, 60°C and 70°C were 8 hours, 6 hours and 5 hours respectively. The drying time was maximum and minimum at 50°C and 70°C, respectively.

The moisture content decreased continuously with drying time showing a falling rate drying characteristics. There was no constant rate drying period. At the falling rate period, the movement of moisture within the cocoa to the surface is governed by diffusion since the material is no longer saturated with water. The results obtained are in agreement with the observations of many researchers. Ndukwu et al. (2010) reported that the moisture ratio, moisture

content and drying rate decreased continuously with drying time showing a falling rate drying characteristic. There was no constant rate drying period because most crops exhibit the constant rate drying characteristics at their critical moisture content therefore cocoa is not an exception.

**Table 3. Effect of drying temperature on time required for drying**

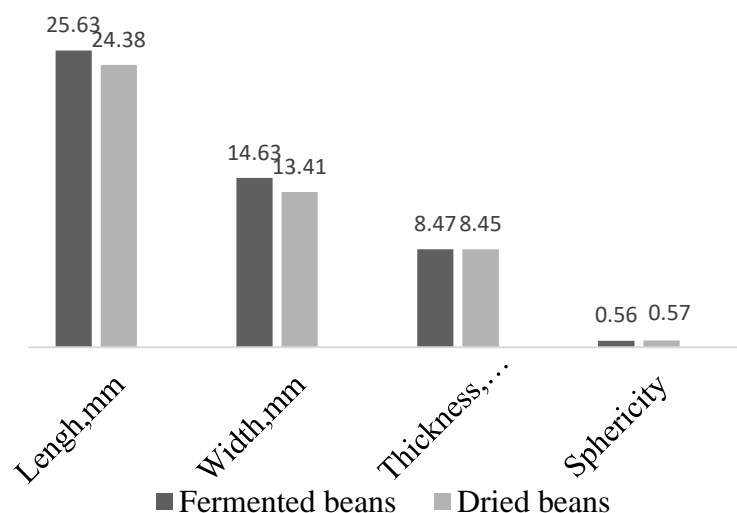
Sl. No	Temperature of drying(°C)	Drying time(hours)
1.	50	8
2.	60	6
3.	70	5

### 3.1.7 Capacity of batch-type cocoa bean dryer

The capacity of the developed dryer was found to be 12 kg per batch.

### 3.1.8 Combustion efficiency

The combustion efficiency primarily depends on the type and amount of waste used for firing, proper control of the drying temperature and the optimum amount of fermented cocoa beans fed into the drying chamber for drying. As given in Table 4. the combustion efficiencies at temperatures 50°C, 60°C and 70°C were 24.61, 19.95 and 17.02 per cent, respectively. The highest efficiency was obtained when the beans were dried at 50°C.



**Fig. 14. Physical properties of the cocoa beans (fermented and dried cocoa beans)**



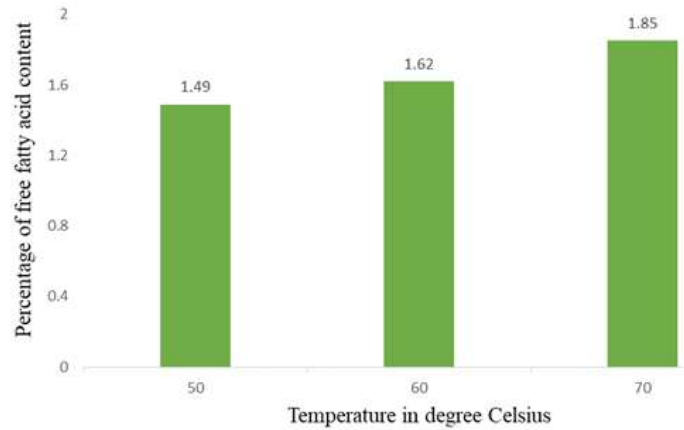


Fig. 15. Effect of drying temperature on free fatty acid of dried cocoa beans

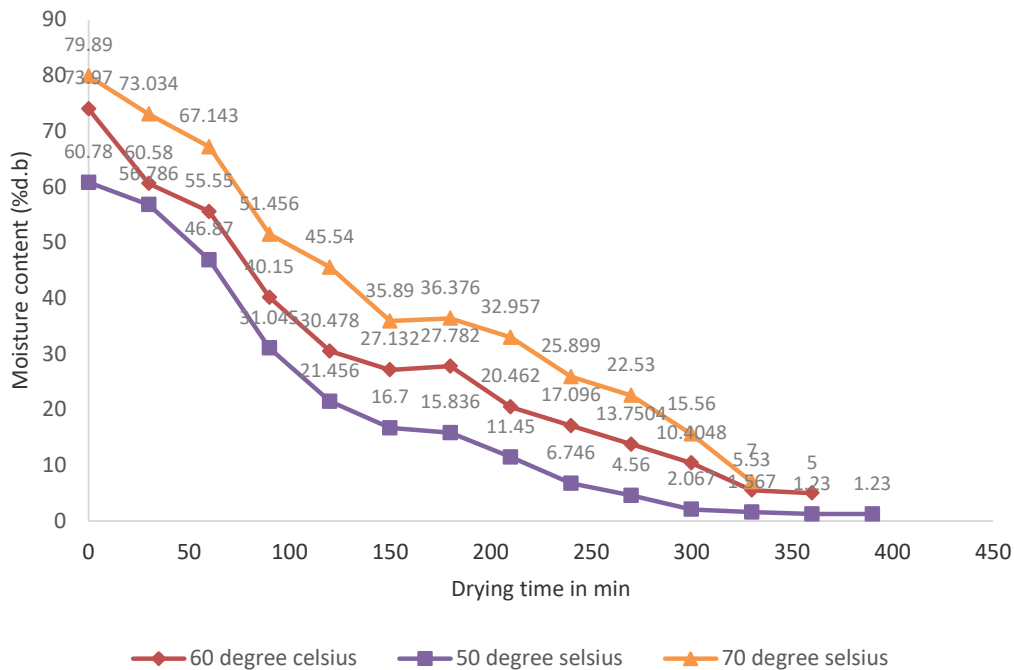


Fig. 16. Drying curve of the cocoa beans dried by waste fired dryer

Table 4. Effect of drying temperatures on the combustion efficiency

S. No	Drying temperature (°C)	Combustion efficiency (%)
1.	50	24.61
2.	60	19.95
3.	70	17.02

### 3.1.9 Energy requirement

The total energy required for operating the drier having a capacity of 12 kg for one hour was found to be 83.68 MJ

### 4. CONCLUSION

Drying is an important step in the postharvest processing of cocoa beans. Cocoa beans are dried after fermentation to reduce the moisture

content from about 40 per cent to about 6-7 per cent (db). At present drying of cocoa is done mostly by sun drying. Sun drying of cocoa beans has many disadvantages viz., it is weather dependent, exposure to dust, molds and pests, longer drying time etc. Artificial dryers, which are used at present produce low-quality cocoa beans with high acidity. Electric dryers are found comparatively expensive concerning the consumption of electricity and brought very little profit to the farmers. The developed cocoa bean dryer is a compact as well as portable machine. It is found efficient in drying cocoa beans and will benefit small and marginal cocoa growers.

### COMPETING INTERESTS

Authors have declared that no competing interests exist.

### REFERENCES

1. Beg MS, Ahmad S, Jan K, Bashir K. Status, supply chain and processing of cocoa - A review. *Trends in Food Science & Technology*. 2017;66:108-116.
2. Tardzenyuy ME, Jianguo Z, Akyene T, Mbuwel MP. Improving cocoa beans value chain using a local convection dryer: A case study of Fako division Cameroon. *Scientific African*. 2020;8:1-10.
3. Chinenye NM, Ogunlowo AS, OJ. Olukunle OJ. Cocoa bean (*Theobroma cacao* L.) drying kinetics. *Chilean Journal of Agricultural Research*. 2010;70(4):633-639.
4. Faborode MO, Favier JF, Ajayi OA. On the effects of forced air drying on cocoa quality. *Journal of Food Engineering*, 1995; 25:455-472.
5. Dzelagha BF, Ngwa NM, Bup DN.. A review of cocoa drying technologies and the effect on bean quality parameters. *International Journal of Food Science*. 2020: 1-11.
6. Ackah E, Dompey E. Effects of fermentation and drying durations on the quality of cocoa (*Theobroma cacao* L.) beans during the rainy season in the Juaboso district of the western-north region, Ghana. *Bulletin of the National Research Centre*. 2021;45(175):1- 10.
7. Komolafe CA, Waheed MA, Kuye SI, Adewumi BA, Adejumo AOD. Thermodynamic analysis of forced convective solar drying of cocoa with black coated sensible thermal storage material. *Case Studies in Thermal Engineering*. 2021;26:1-12.
8. Lasidi D.. A comparative study of effects of drying methods on quality of cocoa beans. *International Journal of Engineering Research & Technology*. 2014;3(1):991-996.
9. Musa NA. Drying characteristics of cocoa beans using an artificial dryer. *Journal of engineering and applied sciences*. 2012;7(2):194-197.
10. Masud MH, Ananno AA, Ahmed N, Dabnichki P, Salehin KN. Experimental investigation of a novel waste heat based food drying system. *Journal of Food Engineering*. 2020;281:1-12.
11. Komolafe CA, Waheed MA, Kuye SI, Adewumi BA, Adejumo AOD. Thermodynamic analysis of forced convective solar drying of cocoa with black coated sensible thermal storage material. *Case Studies in Thermal Engineering*. 2021;26:1-12.
12. Murugan PS, Dhanushkodi S, Sudhakar K, Wilson VH. Industrial and small-scale biomass dryers: An overview. *Energy Engineering*. 2021;118(3):435 - 446.
13. Nazaruddin R, Seng LK, Hassan O, Said M.. Effect of pulp preconditioning on the content of polyphenols in cocoa beans (*Theobroma Cacao*) during fermentation, *Industrial Crops and Products*. 2006;24:87-94.
14. AOAC. Official Methods of Analysis of AOAC International, (18th Ed.), Washington DC; 2005.
15. International Office of Cocoa Chocolate and Sugar Confectionery (IOCCC). Determination of free fatty acids (FFA) content of cocoa fat as a measure of cocoa nib acidity. *Anal Methods*. 1996;42:130-136.
16. Opeke LK. *Tropical Tree Crops*. Ibadan: Spectrum Books Limited; 1987.
17. Chakraverty A. Post harvest technology of cereals, pulses and oilseeds (3<sup>rd</sup> Ed.) Oxford & Ibh Publishing Co. Pvt. Ltd. 1995;95.
18. Maduako JN, Hamman M. Determination of some physical properties of three groundnut varieties. *Nigerian J. of Tech*. 2004;24(2):12-18.
19. Koua BK, Koffi PME, Gbaha P. Evolution of shrinkage, real density, porosity, heat and mass transfer coefficients during indirect solar drying of cocoa beans.

- Journal of the Saudi Society of Agricultural Sciences. 2019;18: 72–82.
20. Ndukwu MC, Simonyan KJ, Ndirika VIO. Investigation of the structural changes of cocoa bean (with and without seed coat) during convective drying. Int J Agric & Biol Eng. 2012;5:75-82.
21. Dand R. The International Cocoa Trade. Oxford, UK: Wiley Publishers Inc;1997.

© 2023 Mohammed et al.; This is an Open Access article distributed under the terms of the Creative Commons Attribution License (<http://creativecommons.org/licenses/by/4.0>), which permits unrestricted use, distribution, and reproduction in any medium, provided the original work is properly cited.

*Peer-review history:*

*The peer review history for this paper can be accessed here:*  
<https://www.sdiarticle5.com/review-history/106395>