



# Study of the Impact of the Magnetic Field on the Electrical Parameters of the Radial Junction Photovoltaic Cell under Monochromatic Illumination

Cyrile Constant Moyenga<sup>a</sup>, Bernard Zouma<sup>a\*</sup>, Ramatou Konate<sup>a</sup>,  
Aboubacar Savadogo<sup>a</sup>, Bruno Korgo<sup>a</sup> and Sié Kam<sup>a</sup>

<sup>a</sup> Université Joseph KI-ZERBO 03 BP 7021 Ouagadougou 03, Laboratoire d'Energies Thermiques Renouvelables (L.E.T.RE), Ouagadougou, Burkina Faso.

## Authors' contributions

This work was carried out in collaboration among all the authors. Author CCM solved the Continuity equation. Author BZ wrote the first version of the manuscript. Authors CCM and BZ implemented the program in Matcab. Authors RK, AS, BK and SK managed the analysis of the study and made corrections. All authors read and approved the final manuscript.

## Article Information

DOI: 10.9734/AJOPACS/2023/v11i4214

## Open Peer Review History:

This journal follows the Advanced Open Peer Review policy. Identity of the Reviewers, Editor(s) and additional Reviewers, peer review comments, different versions of the manuscript, comments of the editors, etc are available here: <https://www.sdiarticle5.com/review-history/109243>

Received: 03/10/2023

Accepted: 06/12/2023

Published: 11/12/2023

**Original Research Article**

## ABSTRACT

The present work is a theoretical study of the radial junction photovoltaic cell subjected to a magnetic field under monochromatic illumination. From a three-dimensional description, new analytical expressions of photocurrent density, photovoltage and electric power as a function of the magnetic field are established and by simulation on the Mathcad 15 software, we extracted the different curves. These representations allowed a thorough investigation of the operation of this model of a photovoltaic cell. It appears from this study that the amplitudes of parameters such as photocurrent density, photovoltage and electrical power are strongly attenuated when the photovoltaic cell is in the presence of a magnetic field assumed to be uniform over the entire region. For a magnetic field of 0.35 mT and a diffusion length, the short-circuit current decreased by 59.75% and the open-circuit photovoltage by 9.32%.

\*Corresponding author: E-mail: benzouma7@gmail.com;

Asian J. Phys. Chem. Sci., vol. 11, no. 4, pp.43-50, 2023

*Keywords: Radial junction; magnetic field; photocurrent; photovoltage; electric power; monochromatic illumination.*

## 1 INTRODUCTION

Today, there's no need to demonstrate how closely human activity is linked to energy, especially in its electrical form. The current energy situation in the countries of the South in particular, and in Burkina Faso in particular, especially in the major cities, is further proof of this. Economic development and the improvement of people's quality of life depend on the availability of sufficient energy. This is not yet the case with electricity generated from conventional sources. Photovoltaic solar energy appears to be an alternative to make up for this shortfall, hence the interest in studies carried out on solar cells, which are so far the only optoelectronic devices capable of converting sunlight into electricity.

The concept of the radial junction cell with a material such as silicon aims to reduce the manufacturing cost and increase the efficiency at the same time.

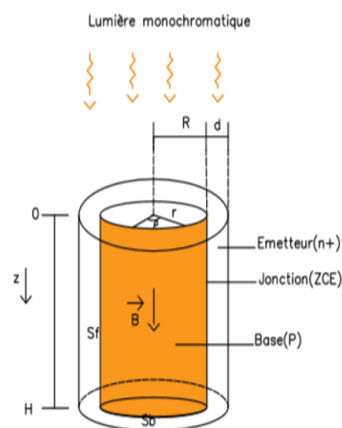
However, a number of factors could influence the parameters of the photovoltaic cell, such as the magnetic field. Indeed, with the galloping development of new technologies, we live in a world where mankind could certainly no longer do without technologies, most of which are sources of magnetic fields, such as telecommunication antennas and certain electrical appliances. To better understand the behavior of a

radial junction photovoltaic cell, we will investigate the influence of the magnetic field on the photocurrent, photovoltage and electrical power of our physical cell model. Several authors have conducted similar studies to determine the influence of the tilt angle, such as Sahin [1] on a parallelepiped cell with a vertical junction, Sourabié [2] on a bifacial cell and Ouédraogo [3] on the influence of a radio wave on a parallelepiped photovoltaic cell. Indeed, this geometry of the photovoltaic cell favours the absorption of almost all the incident light above the band [4] [5] due to its radial junction. To this end, we will first present the theories followed by the equations of our cell model and the boundary conditions established. We will then turn to the results and discussions and end with a summary of this study in the conclusion.

## 2 THEORIES

### 2.1 Model and theories

We consider an elementary cell with a cylindrical silicon shape consisting of a P-doped base formed by an inner cylinder of radius  $R$  and an N+ doped emitter constituting the outer cylinder of radius  $R + d$  [6]. The intersection between the two cylinders represents the junction. The monochromatic illumination is done through the front face.



**Fig. 1. Physical model of the radiale Radial junction cell model**

## 2.2 Continuity Equation

The magneto-transport equation which takes into account the magnetic field is given by the following equation:

$$\vec{j}_n = eD_n \nabla \delta - \mu_n \vec{j}_n \wedge \vec{B} + e\mu_n \delta \vec{E} \quad (2.1)$$

$eD_n \nabla \delta$ : diffusion current

$\mu_n \vec{j}_n \wedge \vec{B}$ : the current induced by the application of the magnetic field

$e\mu_n \delta \vec{E}$ : conduction current

The continuity equation established through the magneto-transport equation is given by the following relation:

$$\frac{\partial^2 \delta(r, z, \lambda)}{\partial r^2} + \frac{1}{r} \frac{\partial \delta(r, z, \lambda)}{\partial r} + \frac{1 + (\mu_n B_0)^2}{1 + \mu_n B_0} \frac{\partial^2 \delta(r, z, \lambda)}{\partial z^2} - \frac{1 + (\mu_n B_0)^2}{1 + \mu_n B_0} \frac{\delta(r, z, \lambda)}{D_n \tau} = - \frac{1 + (\mu_n B_0)^2}{1 + \mu_n B_0} \frac{G(z, \lambda)}{D_n} \quad (2.2)$$

$G(z, \lambda) = \alpha(\lambda) \cdot [1 - R_n'(\lambda)] \cdot \phi_0 \cdot e^{-\alpha(\lambda)z}$  is the electron generation rate

$\alpha(\lambda)$ : the absorption coefficient as a function of wavelength

$R_n'(\lambda)$ : the monochromatic reflection coefficient of the material (polycrystalline silicon)

## 2.3 Density of Electrons in the Base

The solution to the continuity equation is as:

$$\delta(r, z, \lambda) = \sum_{k \geq 0} \left( A_k(\lambda) I_0 \left( \frac{r}{L_{nk}^*} \right) + M_k(\lambda) \right) \sin \left( \frac{C_k}{\sqrt{\frac{1 + (\mu_n B_0)^2}{1 + \mu_n B_0}}} \cdot z \right) \quad (2.3)$$

$C_k$  reflects the concentration of charge carriers in the base.  $A_k$  et  $M_k$  are constants that are determined through the following boundary conditions:

- At the front

$$\delta(r, z = 0, \lambda) = 0 \quad (2.4)$$

- At the Transmitter-Base junction

$$\left. \frac{\partial \delta(r, z, \lambda)}{\partial r} \right|_{r=R} = - \frac{Sf}{2D_n^*} \delta(r = R, z, \lambda) \quad (2.5)$$

- On the rear side

$$\left. \frac{\partial \delta(r, z, \lambda)}{\partial z} \right|_{z=H} = - \frac{Sb}{D_n^*} \delta(r, z = H, \lambda) \quad (2.6)$$

## 2.4 Photocurrent density

The expression for the photocurrent density is given by the following relationship:

$$J_{ph} = \frac{qD_n^*}{R} \int_0^H - \frac{Sf}{D_n^*} \delta(r = R, z, \lambda) dz \quad (2.7)$$

## 2.5 Photovoltage

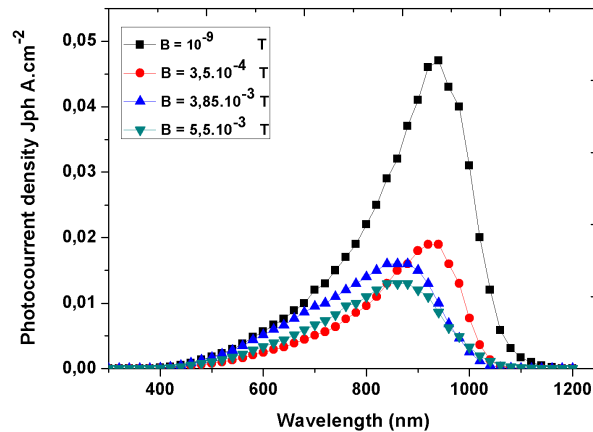
The photovoltage of our photovoltaic cell model is obtained through the Boltzmann relation:

$$V_{ph} = V_T \ln \left[ 1 + 2\pi R \frac{Nb}{n_i^2} \int_0^H \frac{-2D^*}{Sf} \frac{\partial \delta(r, z, \lambda)}{\partial r} \Big|_{r=R} dz \right] \quad (2.8)$$

## 3 RESULTS AND DISCUSSIONS

### 3.1 Photocurrent Density $J_{ph}$

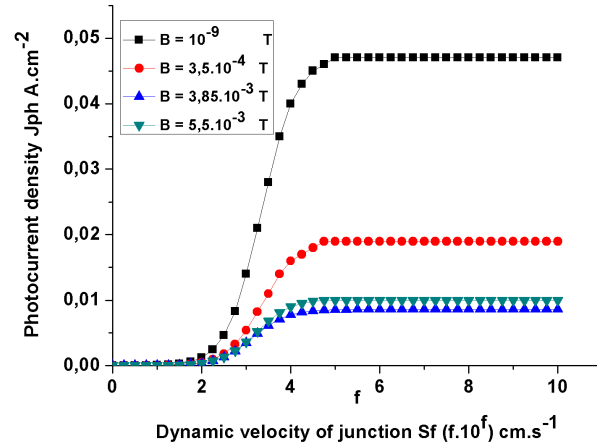
The curves in the figure above (Fig. 2) show the photocurrent density profiles as a function of wavelength for different values of the magnetic field.



**Fig. 2. Photocurrent density as a function of the wavelength for different values of the magnetic field**  
 ( $D_n = 26\text{cm}^2$ ;  $Sb = 10^2\text{cm.s}^{-1}$ ;  $L_n = R = 50\mu\text{m}$ ;  $H = 100\mu\text{m}$ )

From this representation, it is clear that the photocurrent density decreases as the magnetic field increases [7][8][9]. On the other hand, the curves show a shift of the maximum value of the photocurrent corresponding to the wavelength for an almost zero magnetic field to the left, i.e. towards the low values of the wavelength, as the field increases. This study shows us that the magnetic field opposes the establishment of the photocurrent, hence the decrease in the curves. The shift of the photocurrent maximum to the left can be explained by the fact that the short wavelengths are absorbed in the surface with less recombination, whereas the generation of

photocurrent at long wavelengths is attenuated by the presence of the magnetic field through the increase in recombination at depth. To further understand the behaviour of the photovoltaic cell, we will plot the profiles of the photocurrent density as a function of the dynamic junction velocity for the maximum wavelength. Following the representation of photocurrent density as a function of wavelength from which we have identified a maximum value of photocurrent density corresponding to the wavelength, we proceed to the representation of photocurrent density as a function of dynamic junction velocity for different values of the magnetic field.



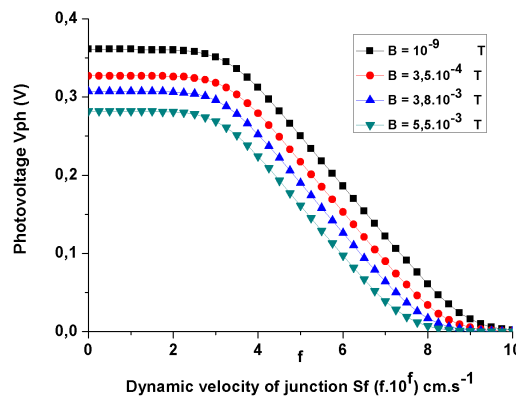
**Fig. 3. Photocurrent density as a function of dynamic velocity at the junction for different magnetic field values ( $\lambda = 940 \mu m$ ;  $D_n = 26 cm^2$ ;  $Sb = 10^2 cm \cdot s^{-1}$ ;  $L_n = R = 50 \mu m$ ;  $H = 100 \mu m$ )**

We find a low photocurrent density in the open circuit situation, but the curves show constant curves in the short circuit [10]. Like the present observations, the magnetic field opposes the establishment of the photocurrent, generating more recombinations in proportion to the intensity of the magnetic field, hence a strong decrease in the photocurrent density. Indeed,

a strong magnetic field tends to cancel the photocurrent even in a short-circuit situation.

### 3.2 Photovoltage $V_{ph}$

The figure below (Fig. 4) shows the photovoltage versus dynamic junction velocity curves for different magnetic field values.



**Fig. 4. Photovoltage versus dynamic junction velocity for different magnetic field values ( $\lambda = 940 \mu m$ ;  $D_n = 26 cm^2$ ;  $Sb = 10^2 cm \cdot s^{-1}$ ;  $L_n = R = 50 \mu m$ ;  $H = 100 \mu m$ )**

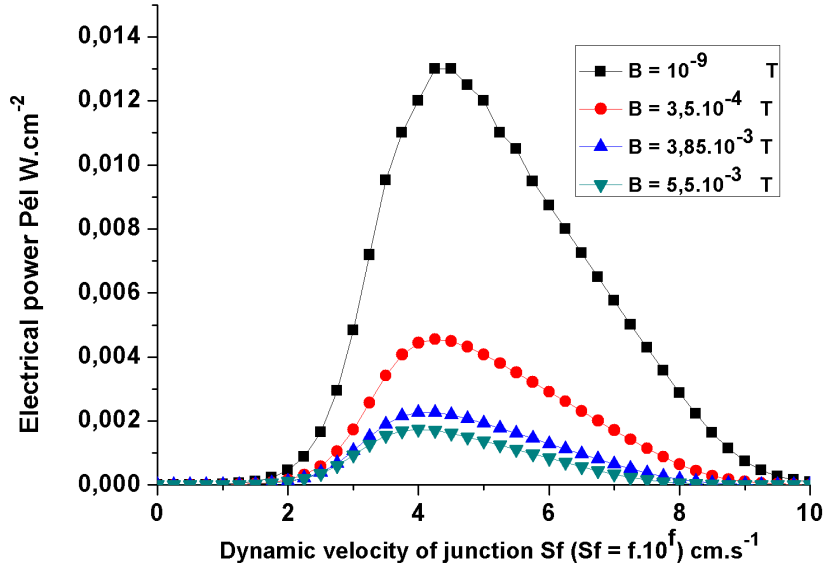


Fig. 5. Electrical power as a function of the dynamic velocity at the junction for different values of the magnetic field ( $D_n = 26\text{cm}^2$ ;  $Sb = 10^2\text{cm.s}^{-1}$ ;  $L_n = R = 50\mu\text{m}$ ;  $H = 100\mu\text{m}$  )

In the open circuit situation, we have a high photovoltage in contrast to the short circuit where the photovoltage decreases sharply. Moreover, the curves show a decrease in photovoltage as the magnetic field intensity increases. This is because the magnetic field increases the recombination of charge carriers, which results in fewer stored carriers and therefore a decrease in photovoltage even in the open circuit situation.

### 3.3 Electrical Power Pél

The electrical power is the product of the photocurrent density generated and the photovoltage, whose relationship is as follows:  $P_{el} = J_{ph} \cdot V_{ph}$

The electrical power is studied by representing its curves as a function of the dynamic junction speed for different magnetic field values. Firstly, we note parabolic profiles which can be explained by the fact that at low values of the dynamic junction velocity, the photocurrent is lower, but at short-circuit, the photovoltage is lower. As the electric power is the product of the voltage

and the photocurrent, it is obvious that it decreases as the magnetic field intensity increases [11][12][13], which is in agreement with previous observations. In addition, the power maximum shifts towards the lower values of the dynamic junction velocity, which results in an increase in the load resistance and a reduction of the load current. In this section it is also shown that the magnetic field hurts the performance of the radial junction photovoltaic cell by reducing the ability of the cell to generate current, resulting in a decrease in efficiency and form factor. This phenomenon leads to overheating of the cell due to strong recombinations, especially in volume and surface, which favours a rapid deterioration of the cell.

We continue the studies by evaluating the behaviour of the cell when given a radius, a scattering length, and the wavelength maintained at different values of the magnetic field.

From this simulation, we have extracted the values of the electrical parameters parameterised by the electric field and recorded them in the table below (Table 1).

**Table 1. Electrical parameters of a radial junction photovoltaic cell for different magnetic field values**

$B(T)$	$10^{-9}$	$3,5 \cdot 10^{-4}$	$3,85 \cdot 10^{-3}$	$5,5 \cdot 10^{-3}$
$V_{co} (V)$	0,360	0,327	0,307	0,282
$J_{cc} (mA \cdot cm^{-2})$	47,2	19,1	10,3	8,6
$V_{max} (V)$	0,297	0,264	0,252	0,224
$J_{max} (mA \cdot cm^{-2})$	42,9	17,3	9,0	7,7
$FF(\%)$	74,9	73,1	72,0	71,1

The values of the electrical parameters including  $J_{cc}$ ,  $J_{max}$ ,  $V_{co}$  and  $V_{max}$  are recorded in the table above (Table 1). The increase in the diffusion length leads to an increase in the values of the parameters. From this table, we can see that the form factor ( $FF$ ) is close to the ideal as the diffusion length tends towards the radius of the base of the photovoltaic cell. The cell model studied has a geometry that is favourable to increasing the efficiency parameters because it allows the reduction of the number of materials to be reconciled with the electrical conversion efficiency. To achieve good efficiency, the diffusion length must be close to the radius of the base of the photovoltaic cell. Thus, the electrons will recombine closer to the junction which causes more photocurrent generation. In addition, the increase in photovoltage reveals that the carriers are more resistant to the major trap centres, which are partly responsible for the recombinations, leading to a decrease in surface and volume recombinations, which essentially contributes to the decrease in photovoltage.

## 4 CONCLUSIONS

Through three-dimensional modelling parameterised by the magnetic field, this study has allowed us to evaluate the impact of the magnetic field on the radial junction photovoltaic cell. In the present work, we have first presented the photovoltaic cell with the theories that accompany this work. Then, through the representation of the different curves obtained from a simulation on the Mathcad 15 software, we show the influence of the magnetic field on the radial junction photovoltaic cell. To show that this approach has many advantages due to the geometry of the cell which allows for improving the efficiency of the photocurrent generation while limiting

the quantity of material used, reducing at the same time the production costs of photovoltaic systems on an industrial scale. However, photocells have potential limitations when exposed to a magnetic field, which is a factor opposing the establishment of the current. This study shows that for optimum production from a radial junction photovoltaic solar module, it is imperative to isolate it from any source of magnetic field.

## ACKNOWLEDGMENT

The authors wish to express their gratitude to the International Scientific Program (ISP), University of Uppsala, Sweden for its financial support through the project BUFO1.

## COMPETING INTERESTS

The Authors have declared that no competing interests exist.

## REFERENCES

- [1] Sahin G. Effect of incidence angle on the electrical parameters of vertical parallel junction silicon solar cell under frequency domain. Moscow Univ. Phys. Bull. 2016;71(5):498–507. DOI: 10.3103/S0027134916050088
- [2] Sourabié I. 3D modeling of the effect of the intensity of an external magnetic field and its angle of incidence on the performance of a bifacial silicon photocell; 2018.
- [3] Ouedraogo A. 3 D modeling of the influence of radio waves on a silicon photocell.

- [4] Kelzenberg MD, Putnam MC, Lewis NS. Oder. 2009;1948–1953.
- [5] Ali NM, Allam NK, Abdel Haleem AM, Rafat NH. Analytical modeling of the radial pn junction nanowire solar cells. J.Appl. Phys. 2014;116(2). DOI: 10.1063/1.4886596
- [6] Trabelsi A, Zouari A, Arab A. Modeling of polycrystalline N/P junction solar cell with columnar cylindrical grain. Rev. of Renewable Energies VN - readcube.com. 2009;12:279–297.
- [7] Samb ML, et al. 3-D modeling study of a silicon solar cell in static mode placed in a magnetic field and under multispectral illumination: determination of the electrical parameters. 2010;10:23–38.
- [8] Ngom MI, et al. Theoretical study of a parallel vertical multi-junction silicon cell under multispectral illumination: Influence of external magnetic field on. Int. J.Adv. Technol. Eng. Res. 2012;2(6):101–109.
- [9] Issa Zerbo DJB, Martial Zougrana, Idrissa Sourabié, Adama Ouedraogo, Bernard Zouma. External magnetic field effect on bifacial silicon solar cell's electrical parameters. Energy Power Eng. DOI: 10.4236/epe.2016.83013
- [10] Sahin G, Kerimli G. Determination of the junction recombination velocity initiating the short circuit situation S<sub>fsc</sub> of a bifacial silicon solar cell irradiated under magnetic field in dynamic frequency regime. Silicon. 2018;10(4):1661–1665. DOI: 10.1007/s12633-017-9650-x
- [11] Zerbo I, Zougrana M, Sourabie I, Ouedraogo A, Zouma B, Joseph Bathiebo D. External magnetic field effect on bifacial silicon solar cell's electric power and conversion efficiency. Turkish J. Phys. 2015;39(3):288–294. DOI: 10.3906/fiz-1505-10
- [12] Combari DU, Zerbo I, Zougrana M, Ramde EW, Bathiebo DJ. Modeling study of magnetic field effect on the performance of a silicon photovoltaic module. Energy Power Eng. 2017;09(08):419–429. DOI: 10.4236/epe.2017.98028
- [13] Dieng AN, Thiam N, Thiam A, Maiga S, Sissoko G. Magnetic field effect on the electrical parameters of a polycrystalline silicon solar cell. Semicond. Sci. Technol. 2011;7(3):602–611. DOI: 10.1088/0268-1242/26/9/095023

---

©2023 Moyenga et al.; This is an Open Access article distributed under the terms of the Creative Commons Attribution License (<http://creativecommons.org/licenses/by/4.0>), which permits unrestricted use, distribution, and reproduction in any medium, provided the original work is properly cited.

Peer-review history:  
The peer review history for this paper can be accessed here:  
<http://www.sdiarticle5.com/review-history/109243>